





Activities for Nursery

Week beginning **Monday 30<sup>th</sup> March.**

	<p>Please do a selection of activities each day. We have selected activities which will cover the seven areas of learning and development.</p> <p>Reminder: Please do share some photos of activities on <b>Tapestry</b></p>
<p>Monday 30<sup>th</sup></p> <p>Finally the wind stops and the seeds fall gently down to the ground. A bird comes by and eats one seed. The tiny seed is not eaten. It is so small that the bird does not see it.</p>   	<p><b>Communication and Language/Literacy</b></p> <p>Book of the week: <b>The Tiny Seed</b> by <b>Eric Carle</b></p> <p><a href="https://www.youtube.com/watch?v=l_A_e6h-DhU">https://www.youtube.com/watch?v=l_A_e6h-DhU</a></p> <p>This is a great story for you to add actions to. How can you show the wind blowing? Can you be a bird coming by? Can you be a plant growing?</p> <p>The story also contains lots of positional language (higher, up, over, down, low, on, past, out, far away) and language of size (tiny, tall, small, little, big, giant.) Can you make some actions to show your understanding of these words?</p> <p><b>Understanding the World</b></p> <p>Talk about seeds. Do you have seeds in your kitchen? Can you find seeds in your fruit? Do you use seeds in your cooking? Are there seeds in your bread, or anything else you eat? Maybe you could sprout some seeds in a jar?</p>

Tuesday 31<sup>st</sup>



### Literacy/Phonics

Our new sound of the week is o-o-o-orange  
Handwriting jingle: 'All around the orange'



Push your lips out and make your mouth into an o shape

Think of words starting with o

o-o-o- octopus, o-o-o-orange, o-o-o-ostrich, o-o-o-otter

Write an -o- on paper and say 'o'.

Say 'all around the orange.' 'o'

Fred, our frog, only speaks in sounds.  
Sound out each letter and let your child blend the word:

o-n on, n-o-t not, t-o-p top, g-o-t got.

(Note: at this stage focus on the short "o" sound. Avoid the long "oh" sound, and other combinations such as "oi" "ou" "oo" and "ow")

### Expressive Arts and Design

Trace around your hands, cut them out and place them together to make some lovely flowers or animals.



Wed 1<sup>st</sup> April



### Maths

Go on a "size" hunt:

Find something small, now find something tiny

Find something tall, find something even taller.

Find something long, now find something even longer.


Find something big, what is the biggest thing in your home? Who is the tallest in your home?

Who is the smallest?

Sort your pens and pencils into order of sizes.

## Communication and Language/Literacy

Can you remember what happened in these pictures from the story of The Tiny Seed?



Thursday 2<sup>nd</sup>



## Understanding the world

The tiny seed travels through the seasons. Name the four seasons and look for things which happen in those seasons. Think about the leaves, the temperature, the light and its effect. Make a picture showing the four seasons

## Literacy - phonics

Revisit your phonics sounds and try forming the letters. Try the pencil control sheet below to practise writing your letters.

## Expressive Arts and Design

Sing the song: Where are the bees...

<https://www.bbc.co.uk/teach/school-radio/nursery-rhymes-here-is-the-beehive-where-are-the-bees/zntdrj6>

Friday 3<sup>rd</sup>

### Personal, Social and Emotional Development



"The boy has picked the flower to give to a friend"

Do you like flowers? How do they make you feel? Do you have a favourite flower? What does it look like? Have you ever given anyone flowers?

### Religious Education:



We have been learning about the lead up to Easter in the Children's Bible. Your child may be able to tell you something about Palm Sunday and The Last Supper.

You might like to try making a cross artwork like the one above, using masking tape and paint or crayons.

In addition you can always do some of the below:


When sharing familiar books, pause when reading so that your child can join in. Talk about the sounds at the beginning of words and words that start with the same sound (like words beginning with P).

Encourage your child to recall what has happened in the story. For example, 'Why is bear feeling sad?' Ask them to guess what might happen – 'What should they do next?' – or how the story might end – 'Do you think they're going to find the treasure? Where could it be?'

Try role-playing games together such as shopping at the garden centre. Set items out on the table, give your child a bag and some pretend money. Then switch roles and let them be the shopkeeper.

### **Physical Development:**

In his books, Eric Carle often tears paper to make lovely collage. Try and make a collage by tearing paper.



Try this:



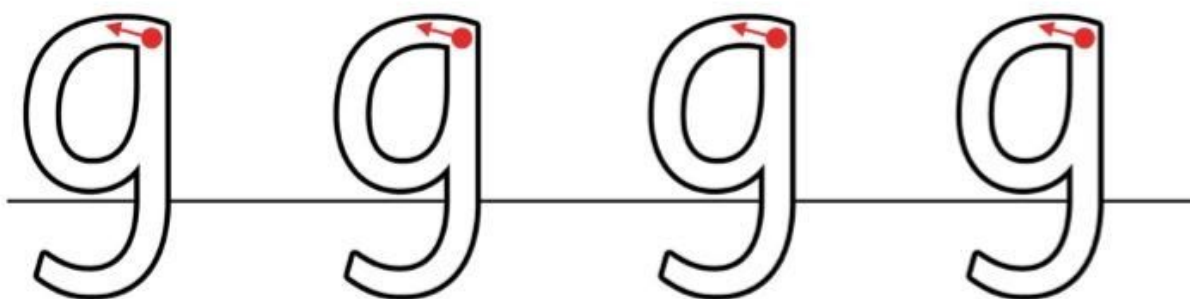
Can you melt?

<https://www.youtube.com/watch?v=fTzXFPh6CPI>

Pencil control:



"All around the orange"



"Round the girls face, down her hair and give her a curl"



"Around the apple and down the leaf."