

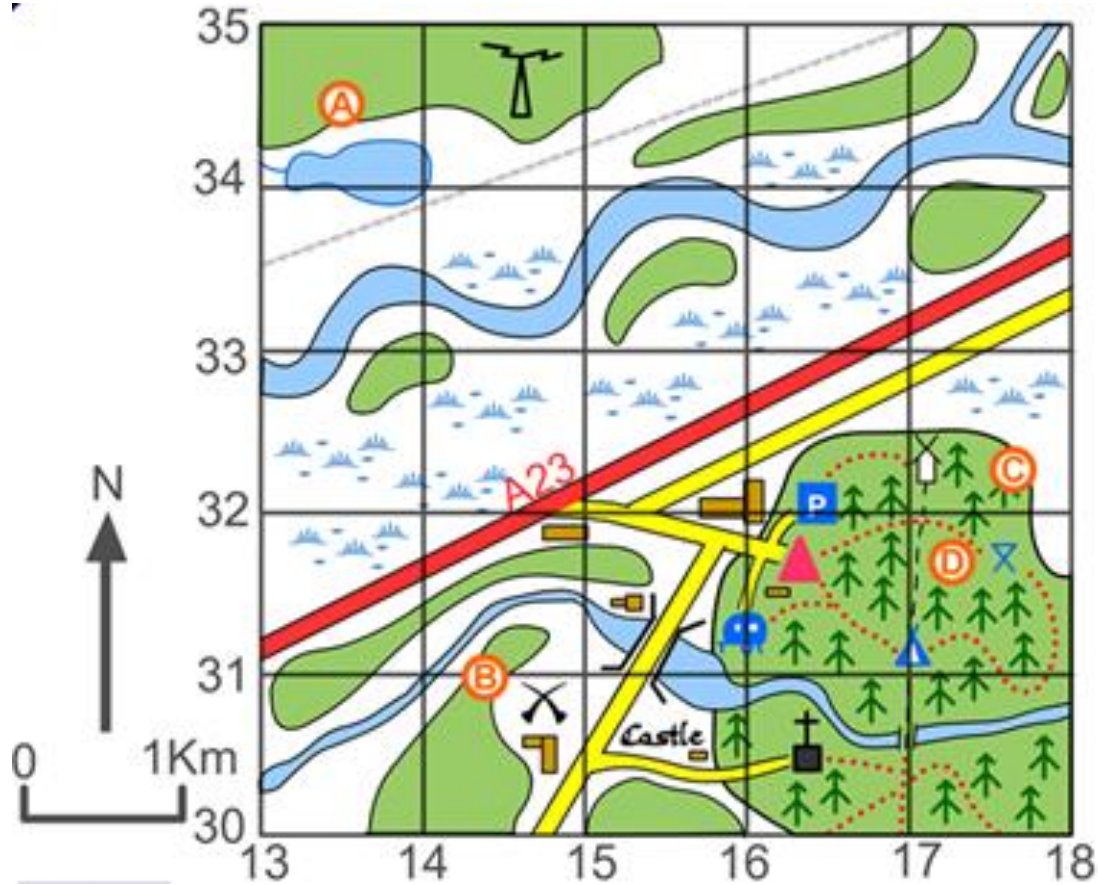
# Monday 23<sup>rd</sup> March 2020 6 Figure Grid Reference Practice for Year 6

Complete all or at least 2 of Tasks 1-3 then complete Task 4. If you find the 6 figure referencing too challenging complete the 4 figure tasks and create 4 figure questions of your own.

Useful video links: [https://www.youtube.com/watch?v=8bE6J\\_anK7E](https://www.youtube.com/watch?v=8bE6J_anK7E)

<https://www.youtube.com/watch?v=OSa4npgYeJE>

## Task 1



**Q1 Give the 6 figure grid reference for**

Coal Mine : : \_\_\_\_\_

Parking: \_\_\_\_\_

Castle : \_\_\_\_\_

Church : \_\_\_\_\_

Caravan site: \_\_\_\_\_

**Q2 What is at the following grid reference:**


164304 = \_\_\_\_\_


143310 = \_\_\_\_\_


172318 = \_\_\_\_\_

171323 = \_\_\_\_\_


### Key

 = Church

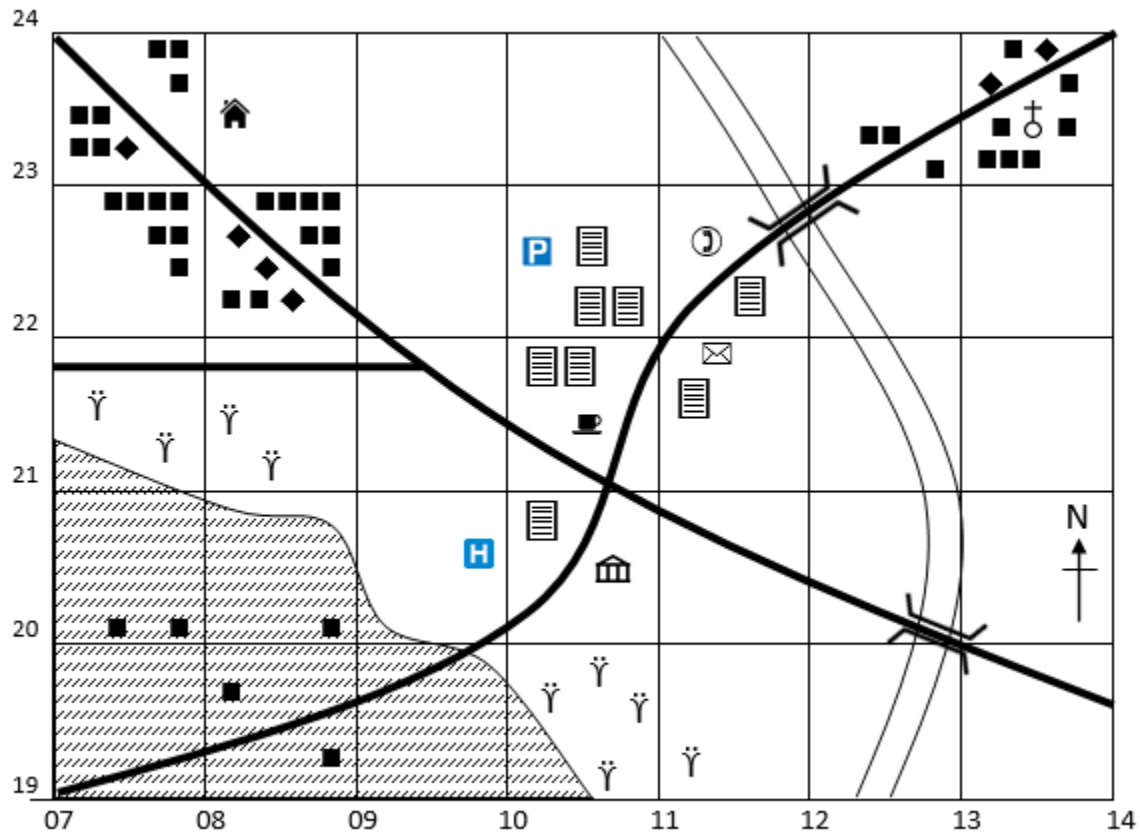
 = Parking

 = Coal Mine

 = Caravan site

 = Windmill

# Test 2



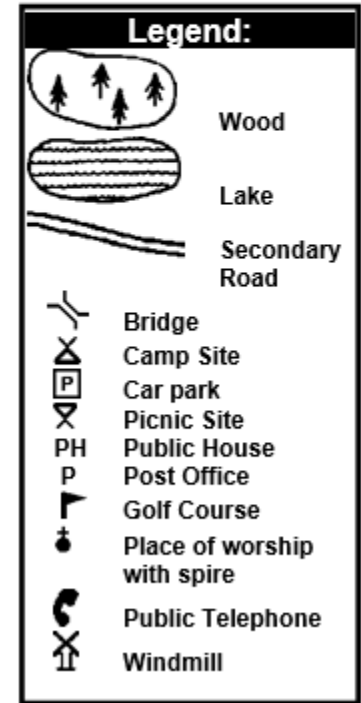
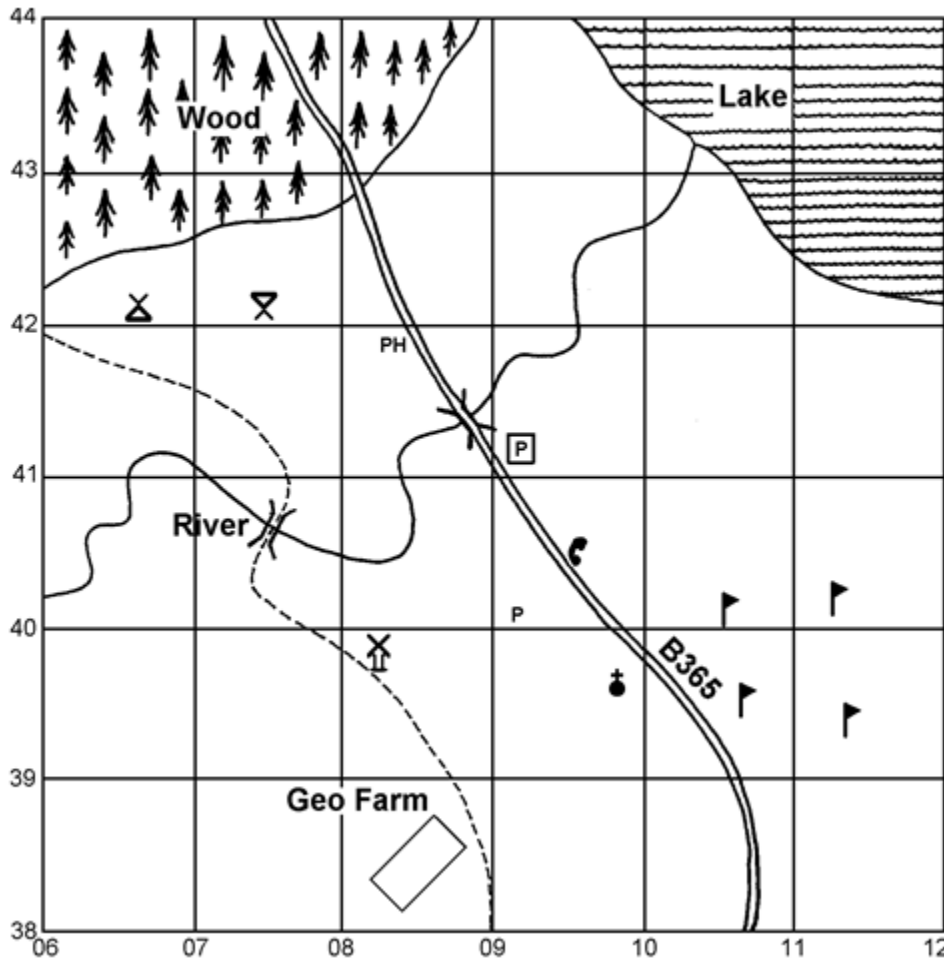
LEGEND									
■ ■	Houses	☰	Office	🏛️	Courthouse	☎️	Phone booth	🌴	Palm tree
⛪	Church	🏠	School	P	Car park	H	Hospital	☕	Café
✉️	Post office	⌒	Bridge	—	Road	⌋	River	▨	Farm land

- What is the **four figure** grid reference of the phone booth? \_\_\_\_\_
  - What is the **six figure** grid reference of the phone booth? \_\_\_\_\_
- What is the six figure grid reference of the **following**:
 

a) Hospital: _____	f) Courthouse: _____
b) School: _____	g) Car park: _____
c) Post office: _____	
d) Church: _____	
e) Café: _____	



### Task 3



1. Give a 4-figure grid reference to locate the lake \_\_\_\_\_.
2. Give a 4-figure grid reference to locate part of the wood \_\_\_\_\_.
3. Give a 4-figure grid reference for a bridge \_\_\_\_\_.
4. Give a 4-figure grid reference containing part of the golf course \_\_\_\_\_.

5. Answer: windmill, car park, place of worship with spire, picnic site, camp site or public house to the following questions:

- |                                  |                                  |
|----------------------------------|----------------------------------|
| (a) The _____ is in square 0839. | (b) The _____ is in square 0841. |
| (c) The _____ is in square 0742. | (d) The _____ is in square 0941. |

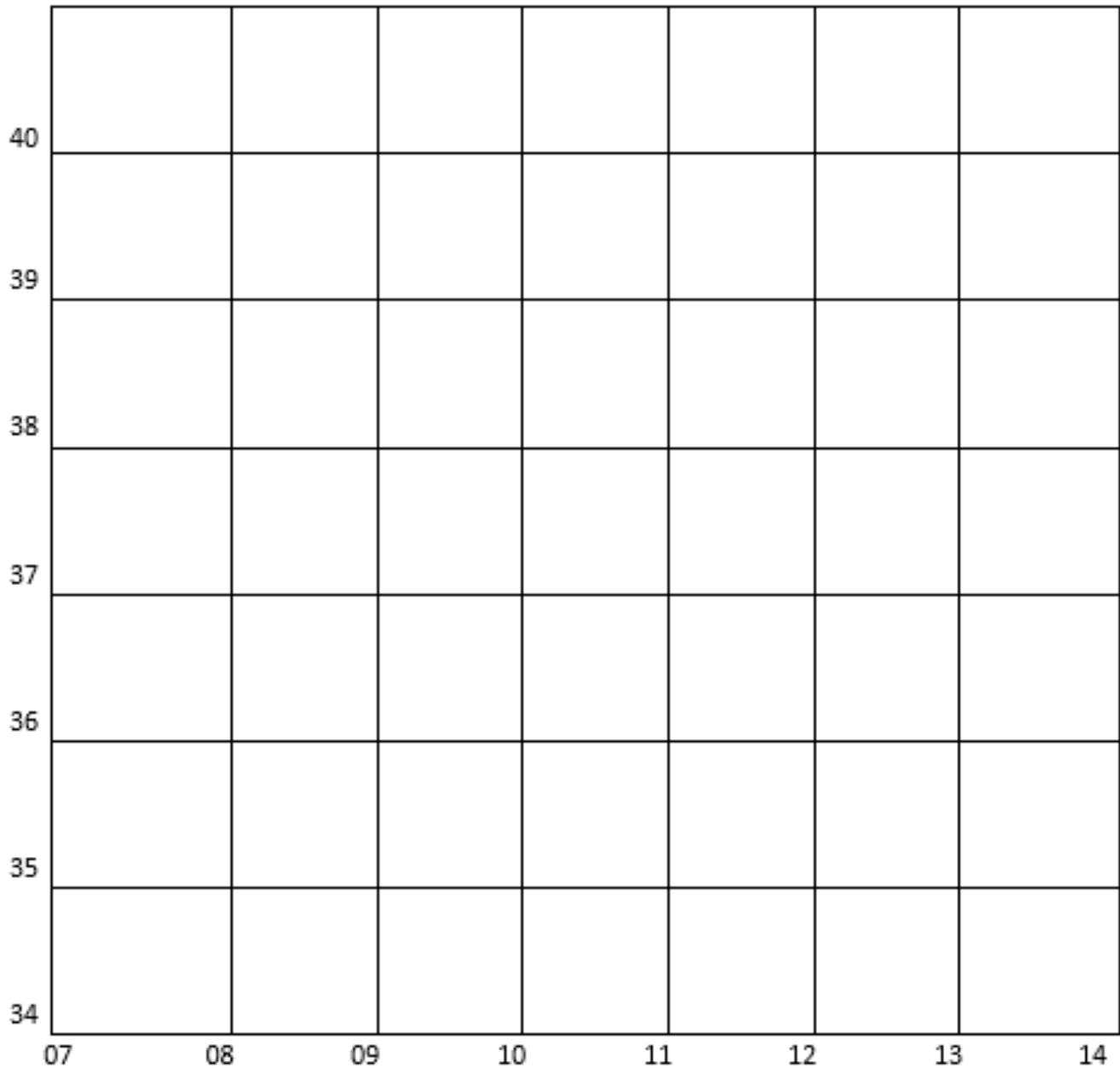
6. Give the 6-figure grid references for the following:

- |                                  |                       |                   |
|----------------------------------|-----------------------|-------------------|
| (a) Camp site:                   | (b) Picnic site:      | (c) Post office:  |
| (d) Parking:                     | (e) Windmill:         | (f) Public house: |
| (g) Place of worship with spire: | (h) Public telephone: |                   |

## Task 4

Use the map symbols from Tasks 1 -3 to create a map of your own of a countryside setting. Colour it in if you have time.

### 6-Figure Grid References



Now create some questions of your own using 6 figure grid references. Ask somebody to answer your questions. You might need to use your new understanding to show them how to complete this.

**THIS WILL BE GOOD PRACTICE FOR WHEN YOU CREATE THE BEAUTIFUL PLACE OF 'RAINBOW'.**

