







Reception Long Term Plan

AYFS	Autumn 1	Autumn 2	Spring 1	Spring 2	Summer 1	Summer 2
AREAS OF LEARNING						
Literacy and Phonics	<p>Getting to Know Us</p> <p>Learning about what makes us unique and discussing similarities and differences.</p> <p>RML Phonics Set 1 m, a, s, d, t, i, n, p, g, o Children will begin to read individual letters by saying the sounds for them, as well as beginning to blend simple CVC words.</p>	<p>Celebrations</p> <p>Learning about different celebrations from around the world and why and how people celebrate.</p> <p>RML Phonics Set 1 c, k, u, b, f, e, l, h, sh, r, j, v, y, w, th, z, ch, qu, x, ng, nk Children will read individual letters by saying the sounds, as well as some letter groups (digraphs). Children will blend sounds together to read words and begin to read simple phrases. Children will begin to read a few common exception words (red words). Children will begin to spell words by identifying the sounds and writing the correct letter.</p>	<p>People Who Help Us</p> <p>Learning different job roles and how those jobs help us.</p> <p>RML Phonics Set 2 Set 1 recap weeks 1-2 ay, ee, igh, ow, oo, oo, ar, or, air, ir, ou, oy Children will read individual letters by saying the sounds, as well as some letter groups (digraphs and trigraphs). Children will blend sounds together to read words and simple phrases including common exception words. They will regularly read phonics books to build their confidence and fluency. Children will be able to spell words by identifying the sounds and writing the correct letter.</p>	<p>Living Things</p> <p>Learning what is living and what is not living and how we can identify this. Learning about different animals and plants and what they need to grow.</p> <p>RML Phonics Set 2 Recap: ay, ee, igh, ow, oo, oo, ar, or, air, ir, ou, oy. Focus on blending, segmenting, sentence writing. Children will be able to confidently read words with digraphs and trigraphs, as well as read sentences. They will be able to spell words and begin to write simple sentences using capital letters and full stops. They will be able to reread what they have written to</p>	<p>Traditional Tales</p> <p>Learning how a good story is created and how to write one using full sentences and punctuation.</p> <p>RML Phonics Set 2-3 Recap: ay, ee, igh, ow, oo, oo, ar, or, air, ir, ou, oy. Set 3: ea, oi, a-e, i-e, o-e, u-e, aw, are, er, ur, ow, ay, ew, ire, ear, ure Focus on blending, segmenting and sentence writing. Children will be able to demonstrate an understanding of what has been read to them by retelling stories and narratives in their own words using new vocabulary. They will be able to anticipate key events in a story. Children will be able to say a sound for each letter and at least 10 digraphs. They will be</p>	<p>Journeys</p> <p>Learning about different types of transport and journeys, looking at map reading and making.</p> <p>RML Phonics Set 2-3 Recap: ay, ee, igh, ow, oo, oo, ar, or, air, ir, ou, oy. Set 3: ea, oi, a-e, i-e, o-e, u-e, aw, are, er, ur, ow, ay, ew, ire, ear, ure Focus on blending, segmenting and sentence writing. Children will be able to demonstrate an understanding of what has been read to them by retelling stories and narratives in their own words using new vocabulary. They will be able to anticipate key events in a story. Children will be able to say a sound for each letter and at least 10 digraphs. They will be</p>

				check if it makes sense and begin to amend.	able to read simple sentences including common exception words. They will be able to correctly form letters, spell words by identifying and writing the sound for the letter and be able to write simple sentences and phrases that can be read by others.	able to read simple sentences including common exception words. They will be able to correctly form letters, spell words by identifying and writing the sound for the letter and be able to write simple sentences and phrases that can be read by others.
Maths	Number and Patterns, Counting, Comparing and Ordering, Matching and Sorting.	Shape, Space and Measure, Number Counting to 5, Composition of Numbers up to Five, Time and Positional Language.	Counting, Counting and Ordering, Addition, Counting to 10. Number and Pattern.	Counting, Patterns, Measuring lengths and height, Capacity - Developing language 2D & 3D Shapes.	Addition, Counting on to Add, Counting backwards and forwards, Halving and Sharing, Odds and Evens.	Mass and Capacity, Money, Data, Word Problems, Full year maths recap.

Religious Education	Who made the wonderful world?	Why is Christmas special for Christians?	Why do Christians believe Jesus is special?	What is so special about Easter?	Who cares for this special world?	How did Jesus rescue people?
Understanding the world	Senses and our bodies. Learning about how our bodies engage with the environment.	Talk about the lives of the people around them and their roles in society.	Observing and recording seasonal changes to our environment.	Life cycles of plants and animals.	Morals and messages in stories, locations in traditional tales / materials Ask questions about why things happen & how things work	Maps, transport, around the world. Observe, find out about & identify features in the place they live & the natural world.

Personal, Social and Emotional Development	School values Settling in. Being confident to try new activities, initiate ideas & speak in a familiar group.	Family traditions and friendships. Have a developing respect for our own cultures & beliefs & those of other people.	Self-confidence, voicing opinions. Being able to talk about our own interests and preferences.	Resolving conflicts and understanding what is right, what is wrong, & why.	Changes and transitions Work as part of a group or class, taking turns & sharing fairly.	Reaching our goals and to continue to be interested, excited & motivated to learn.
Communication and Language	Getting to know the class. Have confidence to speak to others about their own wants & interests. Talk about our family and friends.	Talking about special events and nativity. Speak clearly & audibly with confidence & control & show awareness of the listener.	Discussing the changes in our environment. Use talk to organise, sequence & clarify thinking, ideas, feelings & events.	Observational walks and writing Extend their vocabulary, exploring the meanings & sounds of new words.	Use simple grammatical structures. Reflecting on EYFS and looking forward to Yr 1.	Describing journeys, holidays with talk partners. Use language for an increasing range of purposes.

Expressive Art and Design	<p>Self portraits Choose particular colours to use for a purpose. Drawing our family. Exploring different materials.</p>	<p>Festive art- Rangoli patterns, mehndi designs and Christmas cards. Work creatively on a large or small scale. Song, music, dance and performance.</p>	<p>Observational painting Explore colour, texture, shape, form & space in two or three dimensions.</p>	<p>Mixing paints, learning about primary and secondary colours.</p>	<p>Song, music, dance Recognise & explore how sounds can be changed, sing simple songs recognise repeated sounds & patterns & match movements to music.</p>	<p>Collaging Understand that different media can be combined to create new effects.</p>
Physical Development	<p>Introduction To PE- adjusting speed and negotiating space. Pincer and tripod grip for writing. Control of one handed tools such as scissors and pencils.</p>	<p>Dance- Experimenting with different ways of moving. Letter formation and handwriting.</p>	<p>Fundamentals- Jumping and landing appropriately. Pincer and tripod grip for writing. Letter formation. Control of one handed tools such as scissors and pencils.</p>	<p>Ball Skills- improving coordination and reflection. Control of one handed tools such as scissors and pencils. Letter formation and handwriting.</p>	<p>Gymnastics- Experimenting with different ways of moving. Letter formation and handwriting.</p>	<p>Games with rules Show understanding of the need for safety when tackling new challenges. Letter formation and handwriting.</p>